





Overview

- Daily Cost per Inmate
- DUI Sentencing
- Addressing Mental Health Issues/Concerns
- Staffing Information
- Other Issues




Daily Cost per Inmate



Average Inmate Daily Population

	2006	2007 thru 9/30	% Change
ADP in County	535.5	528.6	-1.3%
ADP Boarded Out	326.8	357.2	9.3%
Total Ave Daily Pop	862.3	885.9	2.7%



Average Daily Operational Costs for All Inmates (including farm out)

Cost of Boarding	\$4,835,252
Cost of Transporting	2,388,267
All other operational expenses	<u>27,280,512</u>
Total cost of Detention Division	\$34,504,031
Number of Inmate Days	<u>335,283</u>
Cost per day per inmate	<u>\$102.91</u>



Administrative Costs Included in Daily Cost per Inmate of \$102.91

- **\$1.41 - Bonding**
- **\$2.49 - Booking**
- **\$0.93 - Capital Projects**
- **\$4.59 - Classification**
- **\$1.04 - Clerical**
- **\$4.29 - Control Centers**
- **\$0.16 - CS: Court Coordinator**
- **\$0.32 - Court Services Sergeant**
- **\$0.73 - Inmate Services**
- **\$0.16 - Inmate Welfare Fund**
- **\$0.55 - Intake Sergeant**
- **\$1.07 - Lobby Staff**
- **\$2.54 - Management**
- **\$1.48 - Medical Escort**
- **\$0.58 - Military LOA**
- **\$0.59 - CS: Programs**
- **\$0.82 - CS: Property**
- **\$0.13 - Receptionist**
- **\$0.31 - Records**
- **\$0.11 - Secretary**
- **\$0.33 - Training**
- **\$0.32 - Transportation Sergeant**

Total Administrative Costs = \$24.95

● ● * | Cost of Detention Services

JCSO Total Cost Per Day	\$102.91
Less Administrative Cost	<u>(24.95)</u>
Net Cost of Confining	\$77.96
Less Associated Revenues	<u>(4.24)</u>
Net Cost After Revenues	\$73.72



What's Included in that \$73.72:

- Transportation - courts, medical appointments, bonding
- Bedding and linens
- Inmate clothing- uniforms, shoes and underclothes
- Laundry services
- Medical care- medication, dental, vision and mental health
- Hospital security
- Food Service - meals, special diets (religious and medical)
- Inmate legal material for indigents
- Inmate Hygiene supplies for indigents
- Commissary
- Visitation
- All Classification levels, including maximum custody

Cost per Day by Classification

Salary + Benefits + Operating Cost	Minimum Security	Medium Security	Admin and Disciplinary Segregation	Medical	Special Mgt.	Max Security	Pre-Class
Average	\$36.01	\$55.62	\$87.83	\$115.77	\$94.88	\$63.62	\$107.75
# of Beds	236	104	40	12	28	60	54

● ● * | What's Not Included in Private Jail Costs?

Cost of Private Detention (min/med custody levels)	\$55.00	\$60.00	\$65.00
Inmate Medical Care	\$11.35	\$11.35	\$11.35
Transportation (est.)	\$10.00	\$10.00	\$10.00
Potential Cost of Confining Inmates in Private Jail?	\$76.35	\$81.35	\$86.35

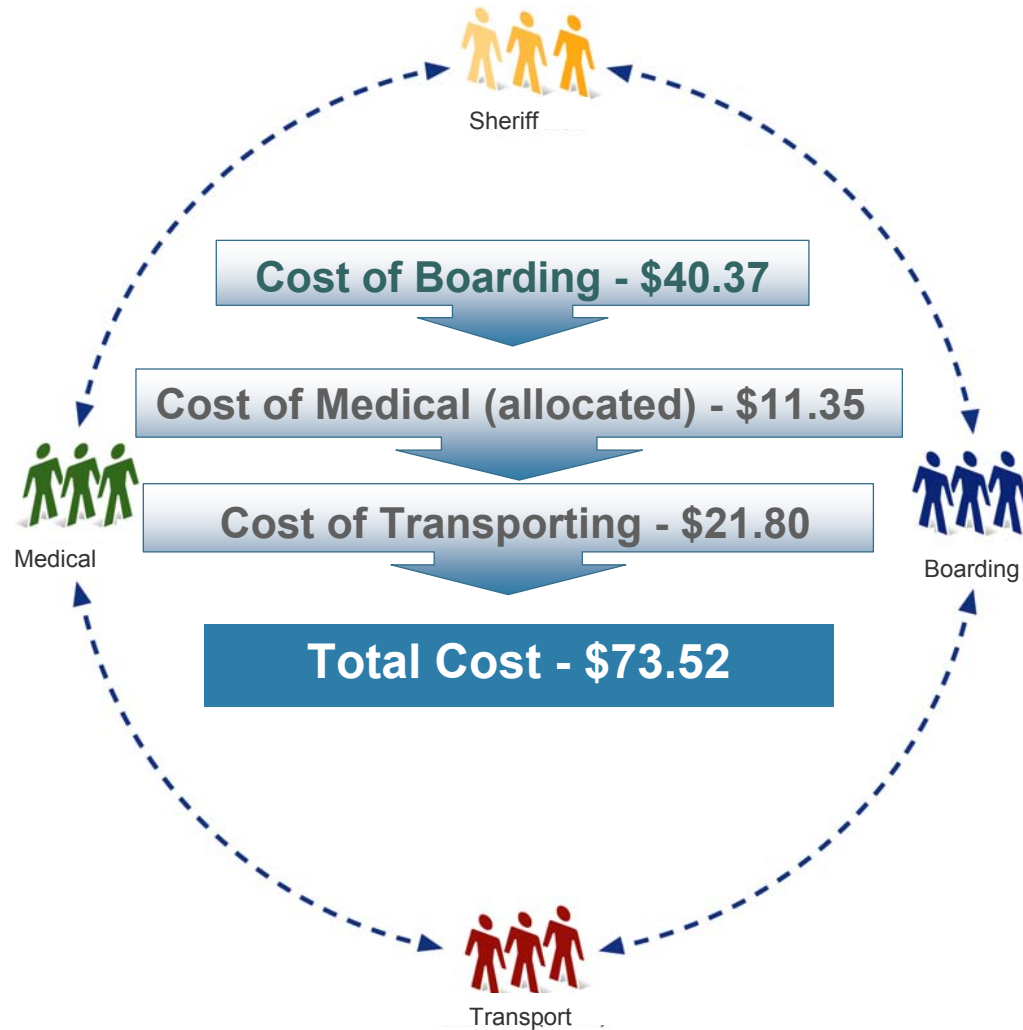
By law, the Sheriff is still liable for all inmates.



Kansas Law

19-811- Charge and custody of jail; liability for acts. The sheriff shall have the charge and custody of the jail of his county, and all the prisoners in the same, and shall keep such jail himself, or by his deputy or jailor, *for whose acts he and his sureties shall be liable.*

Inmates Boarded Out





Apples to Apples Comparison

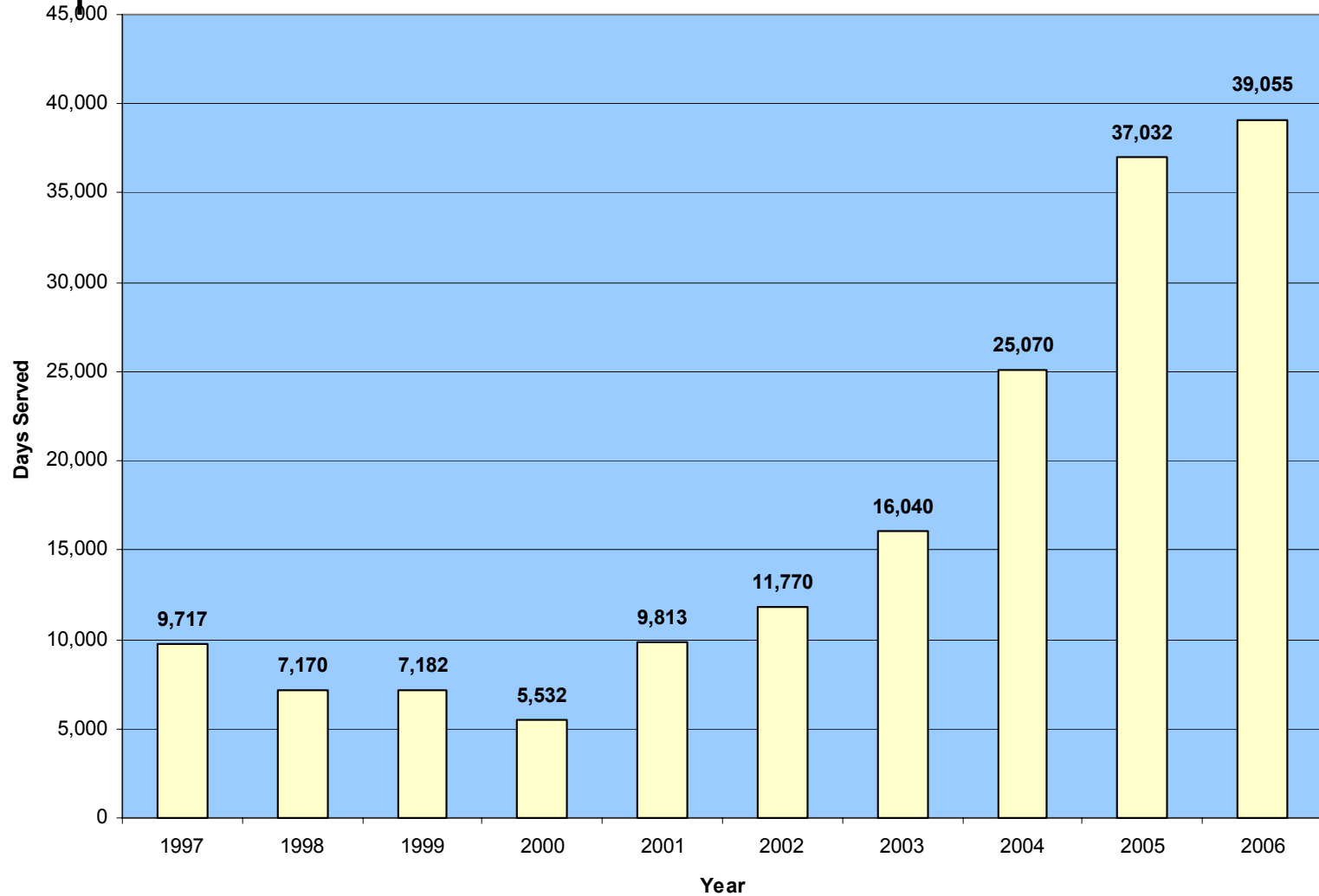
Average Daily Cost Per Inmate
for Minimum & Medium Custody

Custody Level	In-House	Farm Out	Private Company
Minimum/Medium	\$36.01 to \$55.62	\$73.52	\$76.35 to \$86.35

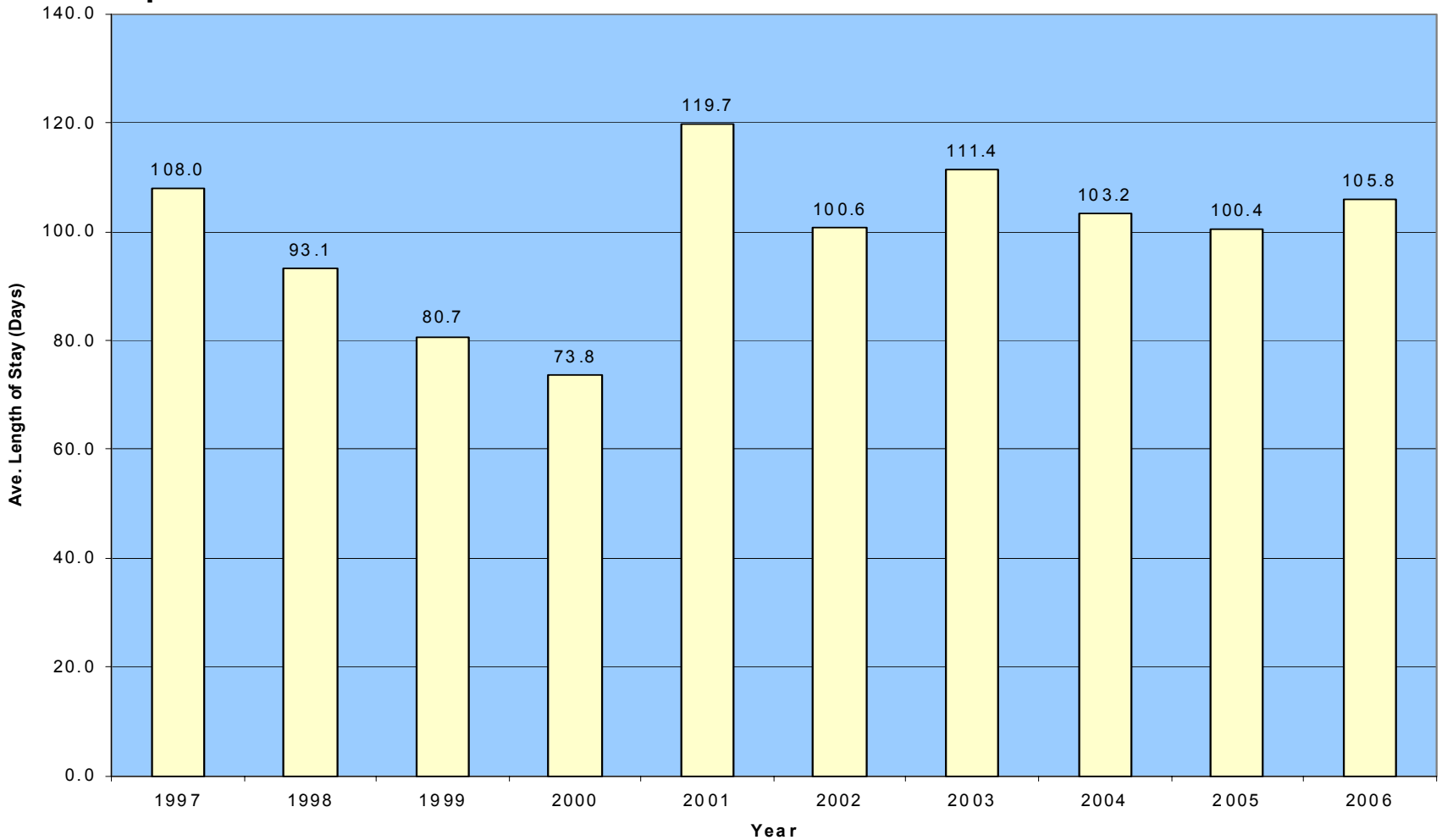


DUI Sentencing

Felony DUI Sentence Trend



Felony DUI Sentence Trend





Addressing Mental Health Issues/Concerns

● ● * | Addressing Mental Health Issues/Concerns

- Mentally ill inmates are considered Special Management and are usually housed together.
- During the 1st 90 days of 2007- 16.4% or approx. 147 inmates per day were on psychotropic medication.
- As of 9/30/07 - 17% were on psychotropic medications.
- The national average for jails is 17% on psychotropics.



Addressing Mental Health Issues/Concerns

- Special Management is one of the most expensive and staff intensive of all modules to operate.
- Additional training is provided to the officers assigned to work in the Special Management modules to deal with the mentally ill inmates.
- It is not under the Sheriff's purview to address the social costs or public health needs.



Is there a population more suitable for outsourcing to private sector companies?

- Classification is not solely driven by the offense.
- Inmate behavior is an element, so low level offenders may be classified as a maximum security inmate.
- It's a common misconception that minimum and medium custody inmates may be less risky to board out.
- Special Management inmates with mental and medical needs can be at all three custody levels.



Could two separate types of jail facilities be implemented by the Sheriff?

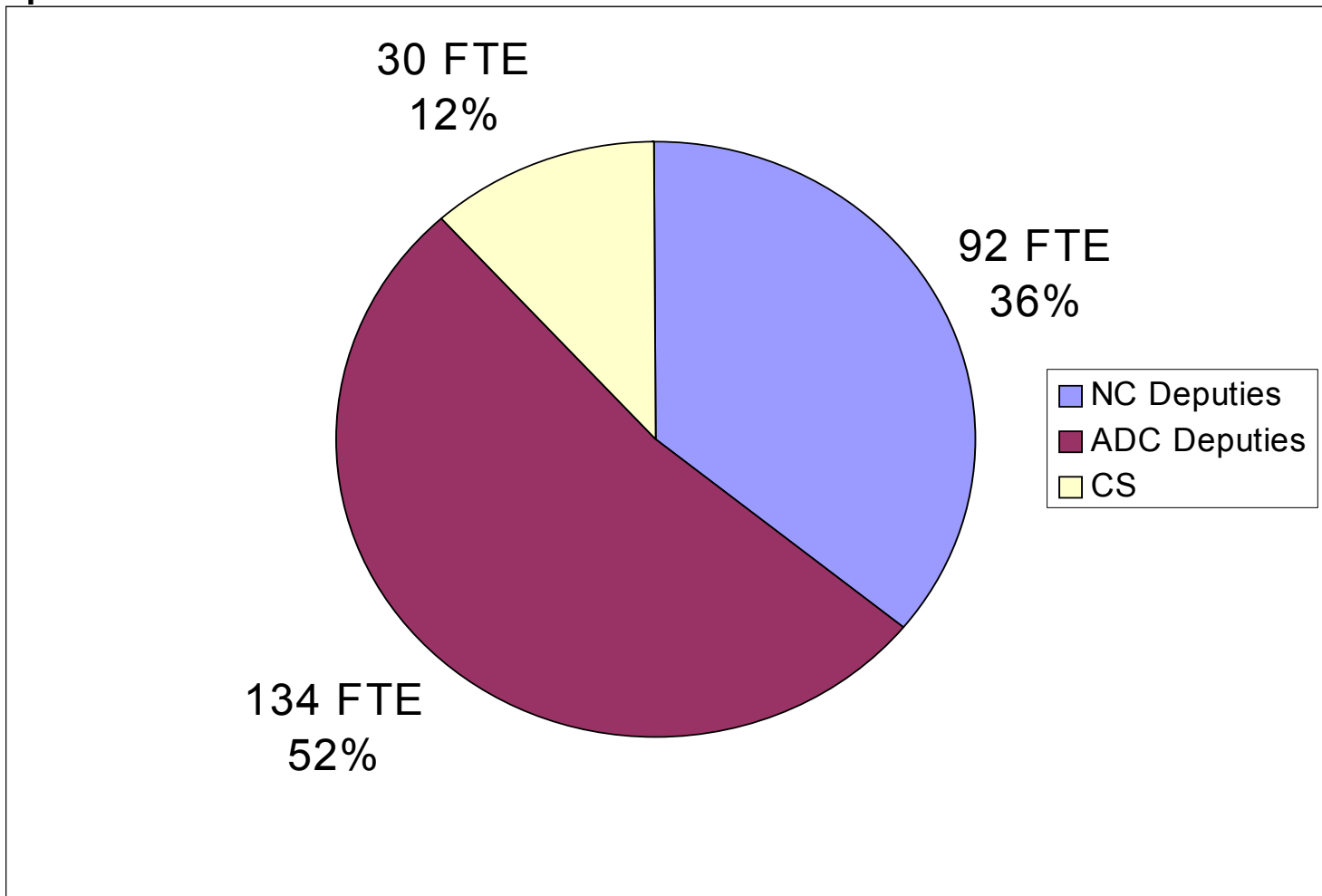
- Building jails designed for only one particular classification is inefficient because the classification for any inmate can change on a daily basis.
- Having separate modules for the different classifications provides more flexibility and efficiency than building separate types of jail facilities.



Staffing Information



Current Staffing Total- 256 FTE





Classified Civilian Positions

Job Description	Positions
Clerical	13
Secretarial	4
Custodial/Maintenance Manager	1
Electrical/Security Systems	2
Maintenance	10
Custodial	11
Receptionist	1
Correction Specialist	30
Clerical Staff Manager	1



CS Assignments

CS Positions	# of Positions	Location
Property	6	OADC
Property	7	NCADC
Programs	2	OADC
Programs	2	NCADC
Classification	2	OADC
Classification	3	NCADC
Intake	5	OADC
Motor Pool	3	Admin.



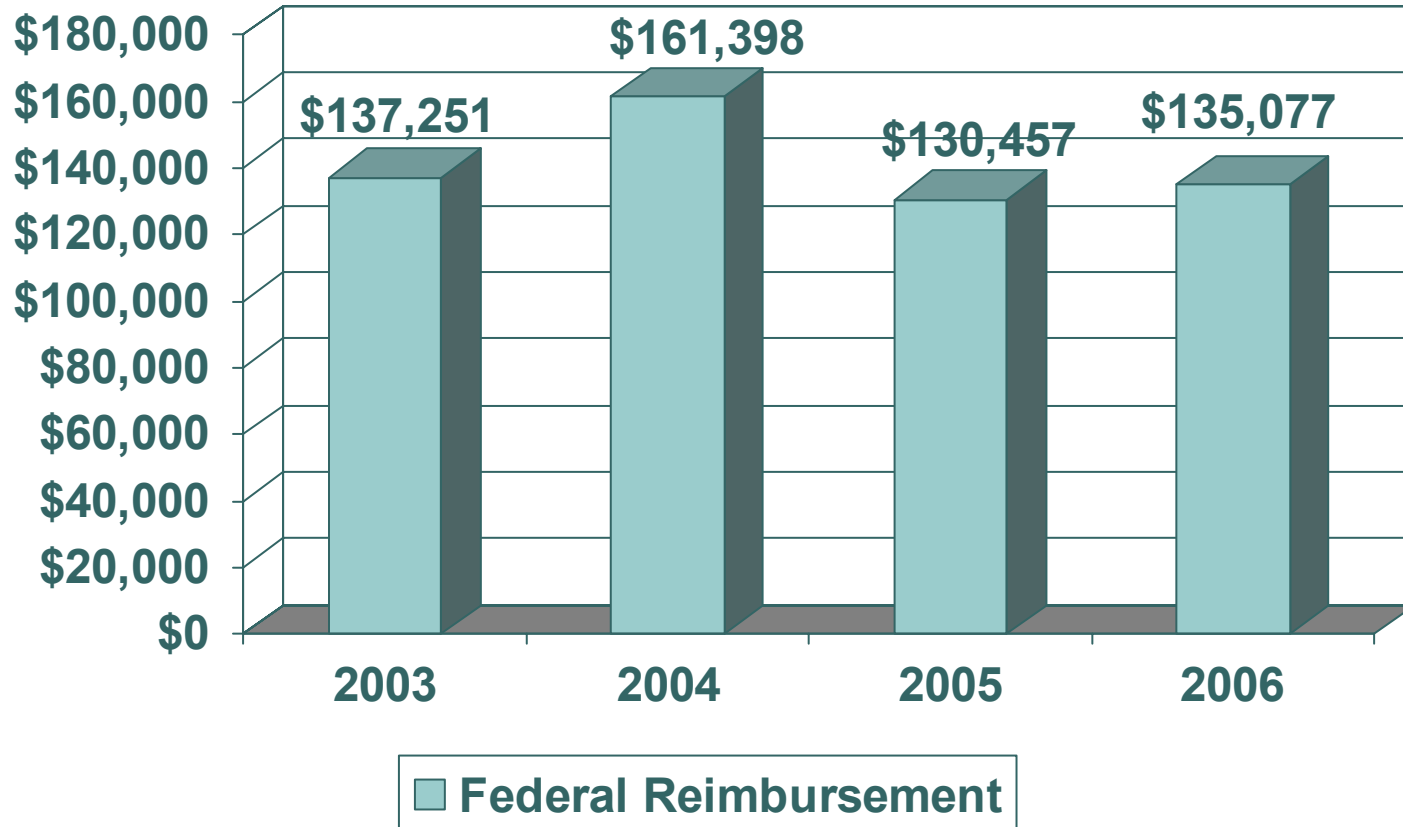
Other Issues



Operational Improvements

- ➔ The Sheriff's Office constantly seeks ways to improve efficiencies.
- ➔ In 2005, we proposed using Correction Specialists in certain positions where sworn officers were not required.
- ➔ We continue to look throughout the Sheriff's Office for additional classified civilian positions where this would be appropriate.
- ➔ Each jail we have built incorporates added efficiencies such as:
 - ➔ Changing cell configuration to increase housing unit capacity.
 - ➔ Reducing personnel positions by increasing use of centralized monitoring points.

Illegal Immigrant Reimbursements (SCAAP)



Reimbursements cover 30-50% of costs incurred

